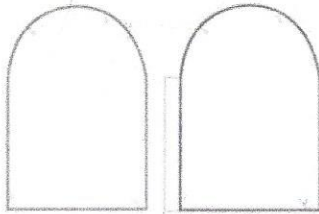


Your Very Own Ten Commandments!

There are two sections to the crown:

A. The Tablets

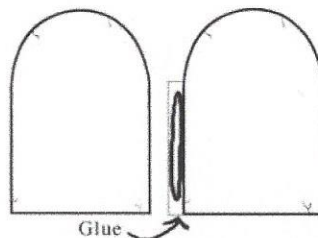


B. The Commandments



Instructions:

1. Print sheet at full size.
2. Color in all sections (**The Tablets** and **The Commandments**).
3. Cut along the edge of The Tablets (A) and the dotted lines of The Commandments (B).
4. Glue (or tape) **The Tablets** together, placing glue on the flap and the tablet without the flap/tab in front of the flap/tab.




5. Arrange **The Commandments** (both the pictures and words) in numerical order, from right to left, so that everything fits on the two tablets. Commandments 1-5 belong on the **right** Tablet, and 6-10 belong on the **left**.



6. Glue all parts of **The Commandments** to **The Tablets**.
7. Display your very own Ten Commandments during Shavuot and all year round!




A.



A.

Place glue here.



B.



(1) אֲנֹכִי ה'

I AM THE LORD
YOUR G-D



(2) לֹא יִהְיֶה

YOU SHALL HAVE NO
OTHER GODS BEFORE ME.



(3) לֹא תִשָּׂא

YOU SHALL NOT TAKE THE
NAME OF THE LORD IN VAIN.



(4) זָכוֹר אֶת

REMEMBER THE
SABBATH DAY.



(5) כָּבֵד אֶת

HONOR YOUR MOTHER
AND FATHER.

B.



לֹא תרצח⁽⁶⁾

YOU SHALL NOT MURDER.



לֹא תנאף⁽⁷⁾

YOU SHALL NOT COMMIT
ADULTERY.



לֹא תגנב⁽⁸⁾

YOU SHALL NOT STEAL.



לֹא תענה⁽⁹⁾

YOU SHALL NOT BEAR
FALSE WITNESS AGAINST
YOUR NEIGHBOR.



לֹא תחמד⁽¹⁰⁾

YOU SHALL NOT COVET
YOUR NEIGHBOR'S HOUSE.